

NATIONAL GENERAL PRACTICE PROFILES

PROFILE FOR

WELLING MEDICAL PRACTICE

2 DANSON CRESCENT, WELLING, KENT

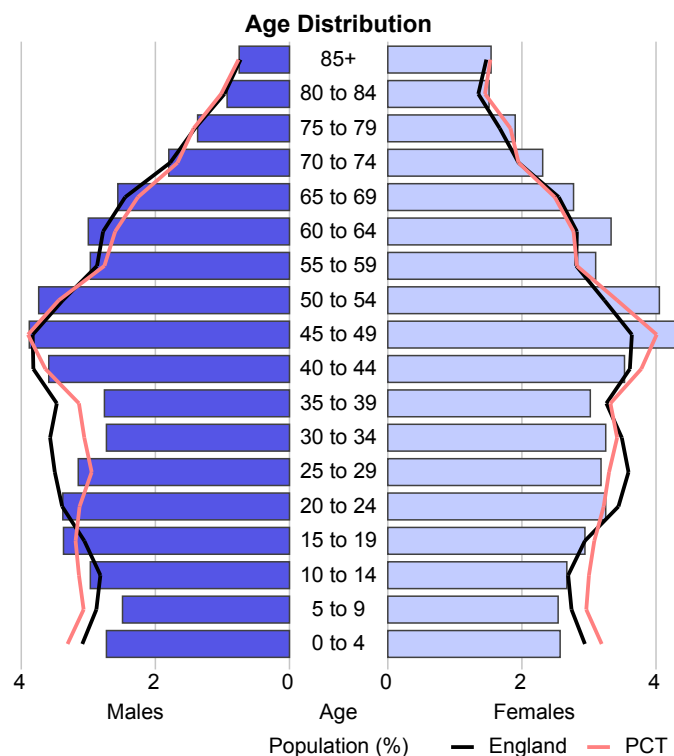

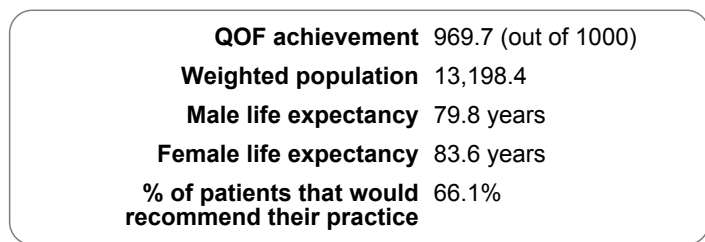
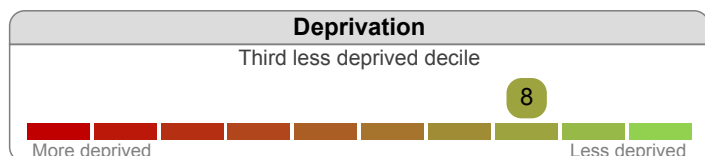

These profiles are designed to support GPs, clinical commissioning groups (CCGs) and PCTs to ensure that they are providing and commissioning effective and appropriate healthcare services for their local population. Using a variety of graphical displays such as spine charts and population pyramids, the tool presents a range of practice-level indicators drawn from the latest available data, including:

- local demography;
- Quality and Outcomes Framework domains;
- disease prevalence estimates;
- admission rates; and
- patient satisfaction.

In addition to displaying individual practice profiles, the web tool allows you to view summary profiles for PCTs and CCGs. Each practice can be compared with its PCT, CCG and with England, and also with the practices in the same deprivation decile and 'peer group' (although PDF generation is limited to PCT, CCG and England comparisons). The profiles do not provide an exhaustive list of primary care indicators, but they do allow a consistent approach to comparing and benchmarking across England. More indicators will be incorporated as the tool is developed further.

The profiles have been designed as a web tool and the full functionality is only available via the web version. For more information consult the User guide and FAQs via the Supporting documents link and for full metadata view 'Definitions' on the web pages.

The development of this tool has been led by erpho, the East of England Public Health Observatory, on behalf of the network of PHOs in England. For further information contact: feedback@erpho.org.uk



www.apho.org.uk/PracProf